

# Omnichannel contact engagement widget fully integrated with Genesys Cloud CX



Callback



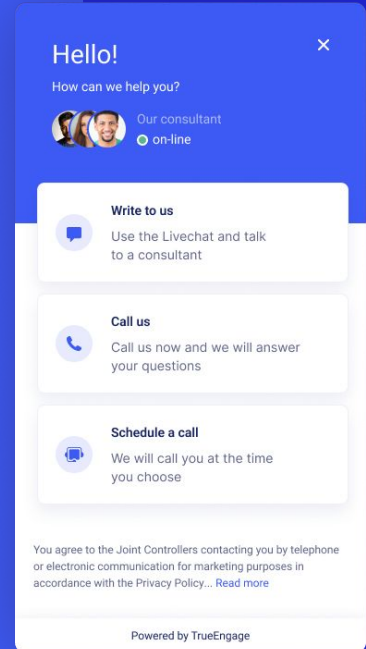
Web voice




Chat



Web video





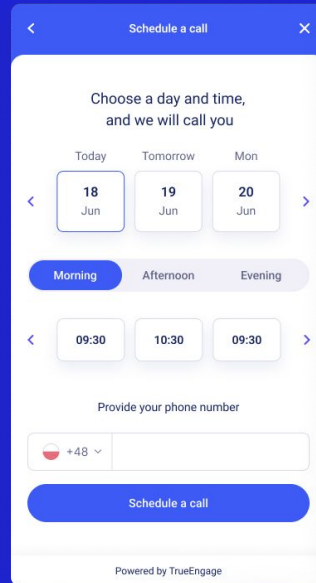
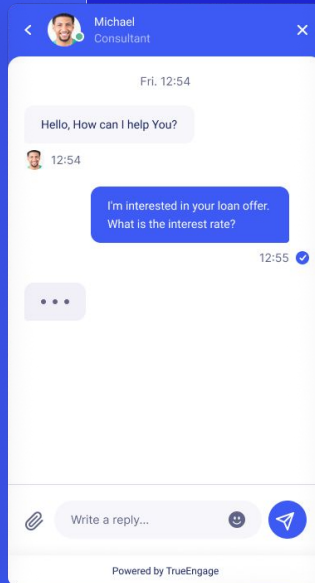
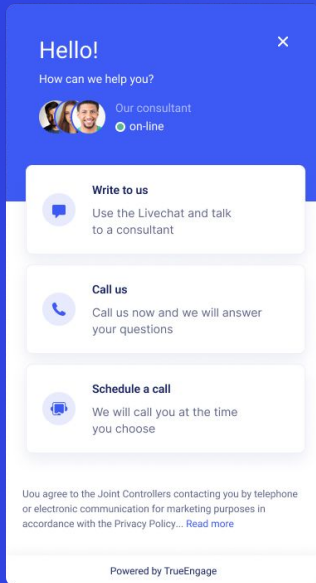
Chat

Web voice

Web video

Immediate & scheduled callback

Generate more leads  
by giving website  
visitors the choice of  
how they want to talk  
to you.



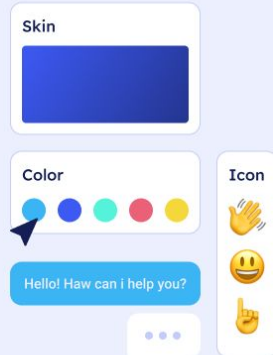
Delight customers  
with app-like  
interface for website  
visitors using mobile  
devices.



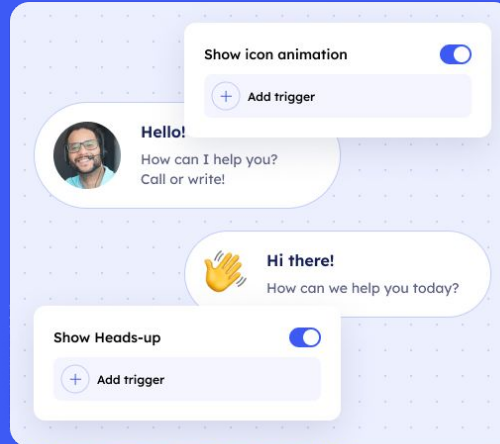


# Empower business users to continuously improve website contact engagement with ease.

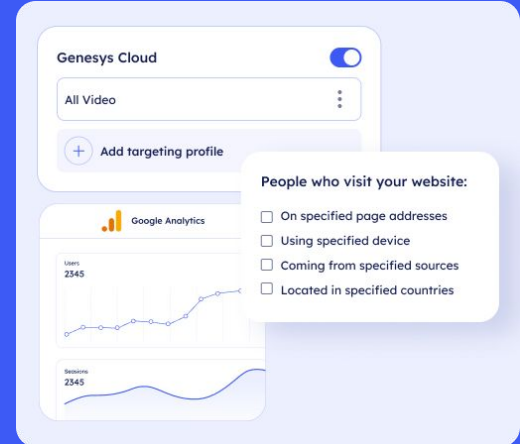
Build and deploy beautiful widgets in minutes



Optimise visitor engagement triggers



Generate the right leads with precise targeting



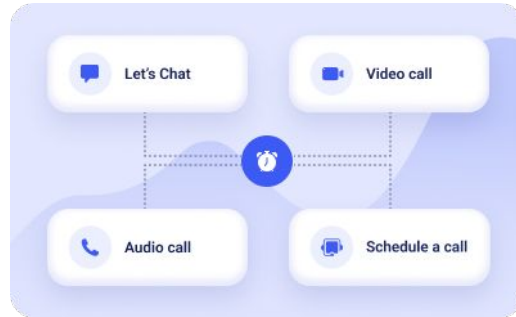


...but keep contact center managers  
in control by handling all  
interactions in Genesys Cloud.

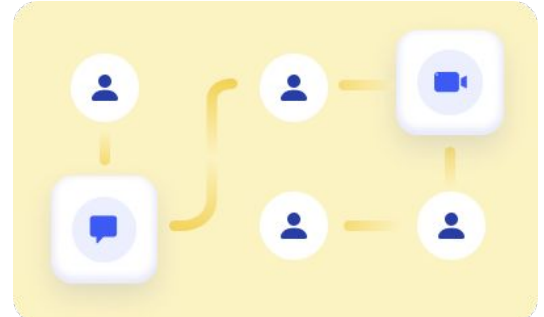
Keep operations and reporting  
simple, handle all website driven  
interactions on one platform.



Ensure consistent service with  
channel availability dependent  
queue schedules and wait times.



Improve KPIs, give your agents  
more context with Visitor  
Journey Panel and Co-browsing.



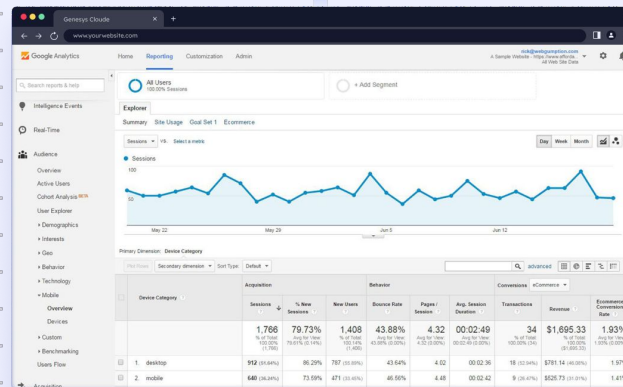

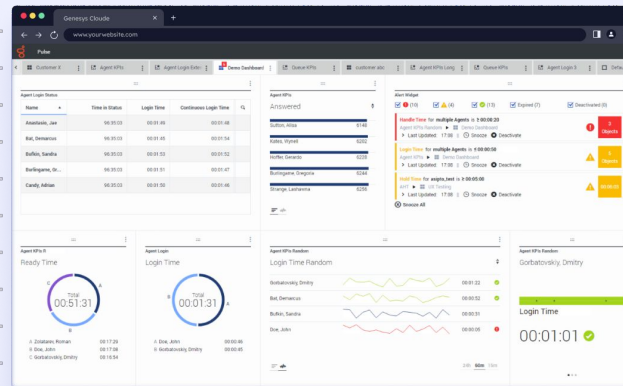
# Optimise marketing by bridging the data gap between contact center outcomes and marketing.



Genesys Cloud

TrueEngage

Google Analytics





I have worked in the contact center industry for 25 years moving up from an agent to managing 500+ seat contact centers. I am now using that experience to define TrueEngage product vision:

Let website visitors choose their preferred communication channel; generate more real time leads. Handle all interactions with Genesys Cloud; keep the process efficient. Make it simple for business users to manage contact engagement; continuously improve customer experience.



Zbigniew Blazejczyk

VP Product Development

# Get started and deploy TrueEngage in 3 simple steps:

## Step 01

Go to Genesys AppFoundry TrueEngage Listing, start a month free trial\*. Follow provided instructions, your account will be automatically set up.

## Step 02

Using TrueEngage management panel build your first widgets and play with them on your dedicated test page.

## Step 03

Ask your website admin to embed TrueEngage code on your webpage using Google Tag Manager.

**Done!**

You need to be an admin in your Genesys Cloud organisation. If you are not, ask your admin or Genesys partner to complete step 1 and invite you to TrueEngage account.

How much does it cost?

As little as

**\$190** per month

and

**\$0,02** per interaction

[See full pricing](#)

Still not sure if it's for you?



**Schedule  
a product DEMO**



# Thank you!




TrueEngage



Immediate & scheduled callback



Web voice



Web video



Chat