

Bring Data to Life with Microsoft Power BI

Power BI is a suite of data analytics tools designed to help organizations analyze data and obtain actionable insights into business operations. Microsoft's powerful tool set allows users to connect to hundreds of data sources to create reports and conduct in-depth analysis quickly and easily.

Get Started with the Power BI Quickstart Package from Avtex

As a certified Microsoft partner and long-time Power BI implementer, Avtex has the insight and experience needed to help your organization bring data to life. Our team can help you gain actionable insight into your business by creating a consolidated view of your key metrics, using your existing data to understand the "why" of things occurring within your organization. We help you accomplish this all within just a few weeks.

Our Power BI Quickstart package includes:

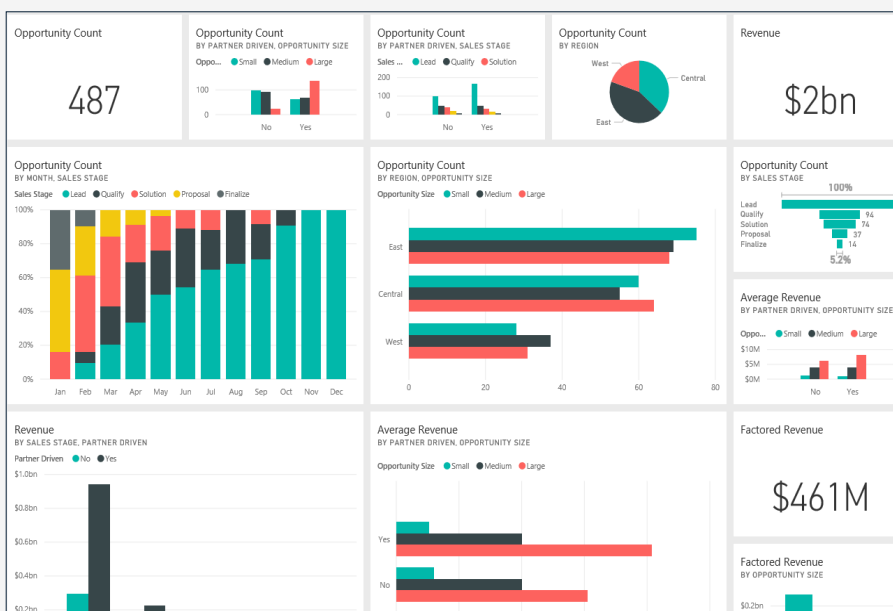
- Design and development of a Power BI Proof-of-Concept using your actual data
- Development of up to four Power BI reports
- Creation of two interactive Power BI Dashboards
- Deployment of the Power BI mobile application
- Mentorship and training of your team on Power BI solution development
- Training of Power Users on the creation and deployment of Power BI Reports and Dashboards

What can we help you create?

Power BI's extensive flexibility allows users to create a wide range of reports, dashboards, visualizations and more.

Customizable Dashboards

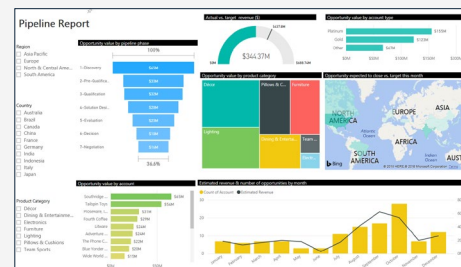
Customizable Dashboards allow users to consolidate information across various reports into a single, easy-to-use pane of glass. Our team helps you create customized Dashboards to fit your organization's unique business.



Users can re-arrange tiles, change display size, add new tiles and more to fit their needs.

Interactive Reports

Interactive Reports help you explore your data in a visual, easily comprehensible manner. Highlight a visual to drill into the data and all other visuals adjust to your selection. Filter and sort data and create customized reports and visuals for a variety of uses.

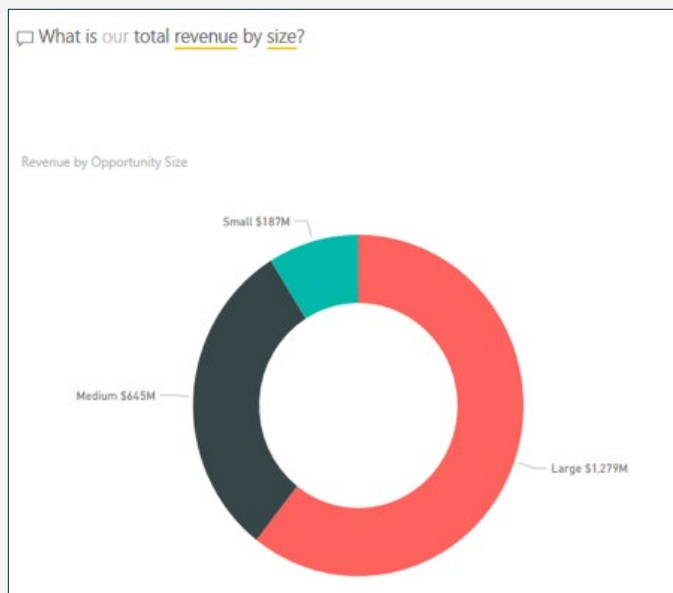


Corporate Headquarters:
3500 American Blvd W, Suite 300
Bloomington, MN 55431

1-800-323-3639
marketing@avtex.com
www.avtex.com

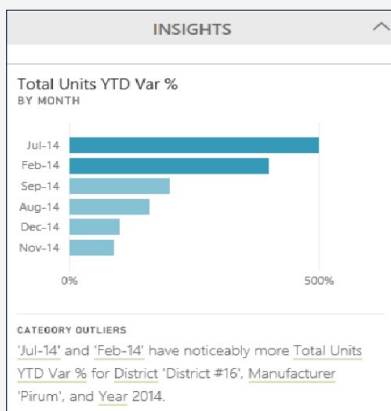
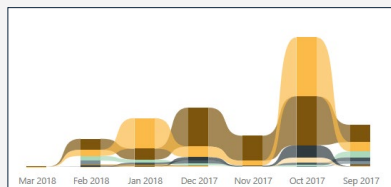
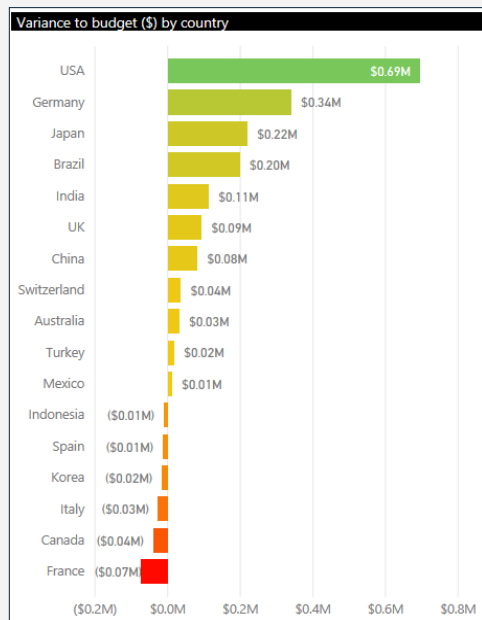
Q&A with Insights

Explore data using intuitive, natural language capabilities. Type questions and Power BI will provide the answers. Q&A can also suggest questions and phrases based on underlying data. Answers are displayed in the form of customizable charts and graphs, allowing users to change the way results are displayed.



Rich, Interactive Visualizations

Interactive Visualizations make it easy to view and share data across your organization. Create your own visualization or choose from a wide range of community-driven Power BI templates.



Share and Collaborate Across the Organization

Power BI allows users to share content and collaborate across departments. Create content and share via email, or allow specific users to view the content via custom dashboards. Users can also subscribe to specific content streams.

Share report

FINANCE REPORTS

Share Access

Only users with Power BI Pro will have access to this report. Recipients will have the same access as you unless row-level security on the dataset further restricts them. [Learn more](#)

Grant access to

Enter email addresses

Include an optional message...

☒ Allow recipients to share your report

☒ Send email notification to recipients

Connect to Your Data

Power BI can already connect to existing databases, either On-Premise or in the Cloud, whether they are SQL Server, Oracle, SAP or other database platforms in addition to Excel, CSV's and other text based sources. Leveraging online services? Power BI already has a wide array of pre-built connectors and reports for online services like:



Always Available, When and Where You Need

Whether you are at your desk or on the run, you always have access to critical information and insights from your phone, tablet or even your Apple Watch.

Additional Information

- A Power BI Subscription or Trial Subscription is required, either of which Avtex can assist you in acquiring if needed
- The Power BI Data Gateway may be required in order to refresh on-premise data to the cloud
- The Power BI Quickstart package assumes the use of existing data sources and does not include data warehouse design or development
- We'll connect up to 3 data sources and create up to 10 PowerBI Tables/Dimensions



About Avtex

Avtex is a full-service Customer Experience consultancy focused on helping organizations build trust with their customers. We guide organizations through the process of creating or improving CX strategies, platforms and policies. Avtex offers a wide range of services to support CX, including CX Consulting, Technology Optimization, Technology Innovation and Systems Management.

Driven by technology know-how and passionate about customer experience, Avtex is uniquely qualified to help you deliver exceptional experiences to your customers.

Avtex 360 is our strategic methodology designed to help you eliminate poor customer experiences. From initial strategic planning through management of technology, our end-to-end approach ensures support for every area of your CX efforts and every step in the customer journey.



Strategy- Avtex offers comprehensive CX consulting services including customer journey mapping, technology review and process planning to help you create a strategy for successful interactions.

Implementation- From planning to cross-platform integrations, Avtex guides your business through the implementation process to optimize your CX ecosystem for today and into the future.

Innovation- Through creative utilization of your current technology, exploration of new platforms or development of a custom application, Avtex helps you keep pace with ever-evolving customer expectations.

Management- Avtex offers full-service application, license, hosting and platform management services to keep your ecosystem performing at optimal levels.